


Typical Performance

FEATURES

- Wide Input voltage range
- Typical efficiency : 80%
- Switching frequency: 60 KHz
- Overcurrent/Short circuit protection,Self-furbish
- Input-output isolate
- PCB board in-line type installs
- Plastic/Metal case



3-Years Product Warranty

Technology parameter Test condition:General Nominal Line,Tc=25°C , Rated resistant load unless other wispecified

Input feature	Min	Nom	Max	Notes
Input voltage (Vac)	165(200Vdc)	220	265(380Vdc)	N
	85(120Vdc)	220	265(380Vdc)	W
Frequency range(HZ)	47		440	
Remote ON/OFF				NONE

Output Feature

Voltage accuracy		Vo1; Vo2, Vo3;	±1.0%, ±3.0%
Line regulation	Nominal load,full voltage input range	Vo1; Vo2, Vo3;	±0.2%(3-15W); ±1.5%
			±0.1%(20-30W); ±1.5%
Load regulation	Nominal input Voltage,20% ~ 100% Nominal load	Vo1; Vo2, Vo3;	±0.5%; ±3.0%
Ripple and noise	20MHz BM,test by 20M oscillograph		≤1%Vo
Peak deviation	25% Rated load vary	ΔVo1/ Vo1	≤±5.0%
Dynamic response setting time			≤200us

General Feature

Efficiency			80% typical
Switching frequency		below 10W: 60 KHz	100KHz
Operating temperature			-20°C ~ +55°C

Storage temperature			-40℃ ~ +105℃
Max case temperature			+90℃
Relative humidity			10%~90%
case material			Plastic/Metal case
Isolation voltage		Input-Output	2500Vac/1min
		Input-Case	2500Vac/1min
		Output-Case	500Vac/1min
Temperature coefficient			≤±0.03%/℃
Cooling			Natural Convection
MTBF	BELLCORE TR332, (25℃)		2X10 ⁵ Hrs

NOTE:

(1)The 3-15W module working environment temperature more than 70 ℃ need derating use (- 0.15W/℃ for 3W, - 0.25W/℃ for 5W, - 0.5W/℃ for 10W, - 0.75W/℃ for 15W),the 20-30W more than 55 ℃ need derating use(- 0.6W/℃ for 20W, - 0.86W/℃ for 30W), but the max shell temperature shall not be more than 90 ℃.

(2)Capacitive load:

The output of the module can be applied electrolytic capacitor, but too much capacity and low ESR may cause the module instability, or cause current limiting point become low,we recommend 100 uF/A of the output capacitance , the current is rated output current.

Product Nomination Method

example	L A 25 - 220 S 05 J		
	① ② ③	④ ⑤ ⑥ ⑦	
①	Wide input voltage range: AC85-265V Narrow input voltage range: AC165-265V	⑤	S=Single route output, D=Dual route output, T=Triple route output, Q=Quadruple output
②	Power adaptation mode: A (AC-DC)	⑥	output voltage
③	Output power(W)	⑦	I: Dual output isolated
④	Normal input voltage		J: Military level

Product Program

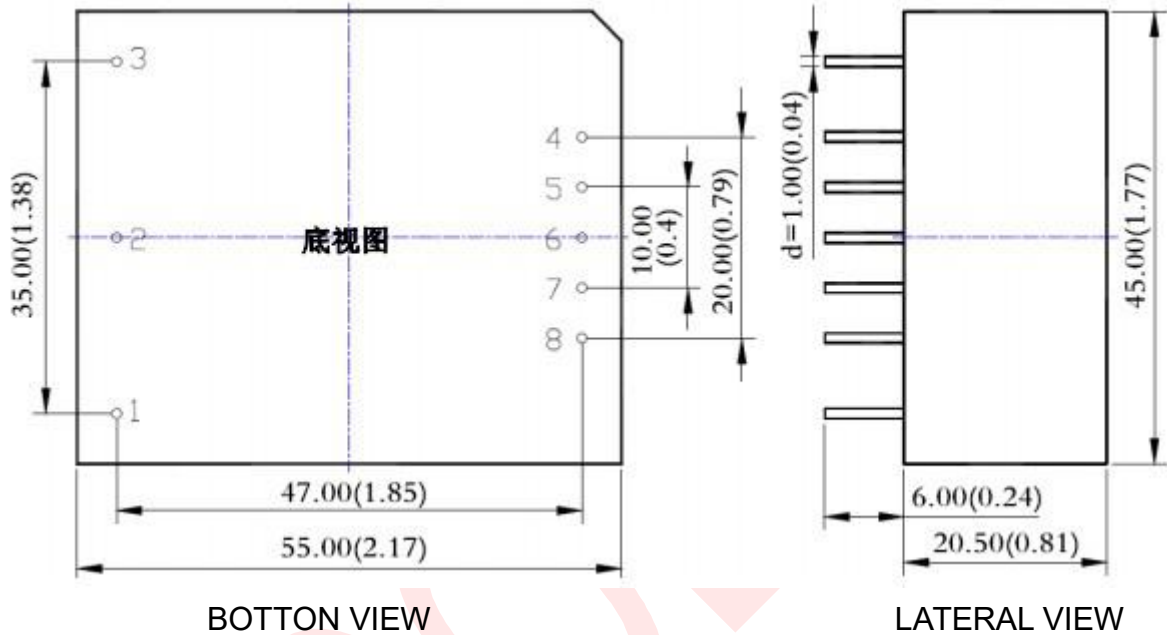
PART #	Input voltage range	Output voltage / current					
		VO1		VO2		VO3	
		V	mA	V	mA	V	mA
LA10-220S05B	220V(85~265VAC) 120~380VDC	5V	2000mA				
LA10-220S09B		9V	1111mA				
LA10-220S12B		12V	840mA				
LA10-220S15B		15V	667mA				
LA10-220S24B		24V	420mA				
LA10-220S48B		48V	208mA				
LA10-220D05B		+5V	1000mA	-5V	1000mA		
LA10-220D12B		+12V	420mA	-12V	420mA		

LA10-220D15B		+15V	333mA	-15V	333mA		
LA10-220D24B		+24V	210mA	-24V	210mA		
LA10-220D48B		+48V	104mA	-48V	104mA		
LA10-220T5-12IB		+5V	1200mA	+12V	100mA	-12V	100mA

*NOTE:

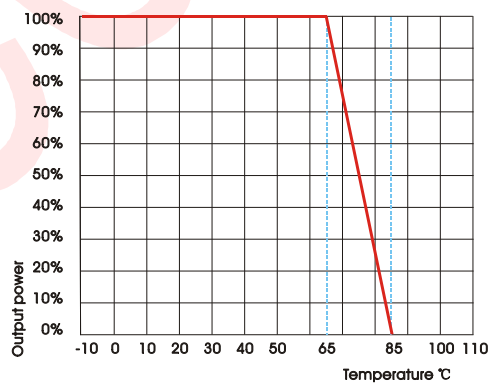
The output ripple noise (peak value) measurement, please reference module test instructions.

Mechanical Dimension



UNIT:mm(inch)

Temperature Curve



Mechanical Data

WATT	L x W x H	Package
10W	55.0 x 45.0 x 20.5mm(2.17*1.77*0.8inch)	B

Pin Assignment

PIN	1	2	3	4	5	6	7	8		

Single O/P	FG	AC(N)	AC(L)	+Vo	NP	NP	NP	GND		
Dual O/P	FG	AC(N)	AC(L)	+Vo1	NP	COM	NP	-Vo2		
Dual Isolation O/P	FG	AC(N)	AC(L)	+Vo2	GND2	NP	+Vo1	GND1		
Triple O/P	FG	AC(N)	AC(L)	+Vo2	COM	-Vo2	+Vo1	GND1		

Note: The power modules such as the definition of the pin does not match with the hand book, please refer to the actual item.

ECCOELEC